

Glass Partition Systems

QIC
PARTITIONS

QIC
PARTITIONS
SYSTEM 25

QIC System 25 divides spaces by designing and manufacturing internal glazed partitions with integrated door sets.

We are high quality UK manufacturers, proud of our long standing relationships built on service, flexibility and technical support. Our knowledgeable and experienced specialists deliver the architect's vision through our extensive installer network.



The QIC System 25 brand of internal glass partitioning and transition profiles offer sleek minimal head and base track solutions.


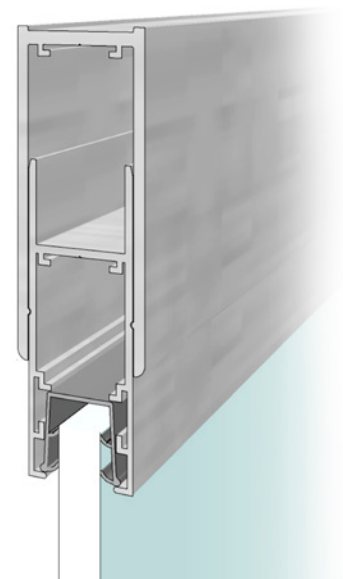
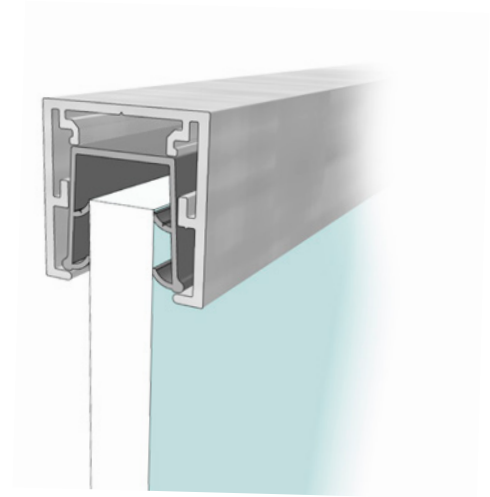
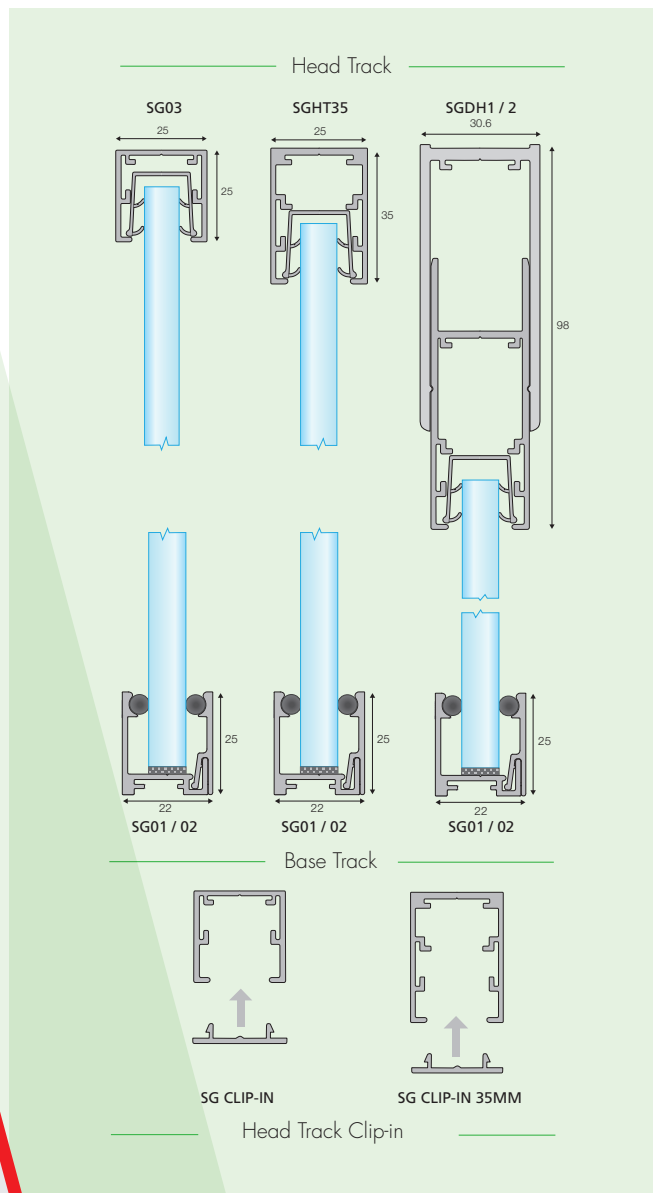


Available in either straight lines, faceted or curved form, QIC System 25 Single Glazed is designed with the minimum of components, thus facilitating speed of installation without compromising quality. The various glass joint options ensures a virtually frameless system with no vertical posts between modules, corners or three-way junctions. Door sets can be framed, frameless, single or double glazed to provide a wide range of design options within the system.

- Hidden Minimal Gaskets
- Standard Glass Thickness 10mm - 12.8mm
- Acoustically Tested
- Stock Ironmongery Options
- Track & Frame Cleat Seamless Joints
- Single to Double Synergy
- Minimal Aluminium Faces
- Blind Options
- Manifestation
- Single Glazed
- Standard or Bespoke Frames
- Banding Effects
- Glass Doors
- Standard Lengths
- Stock Options
- Express Delivery
- Bespoke Colour Options

QIC System 25 Single Glazed is a single glazed minimalist frameless glass partition system, creating an impression of space and natural light.

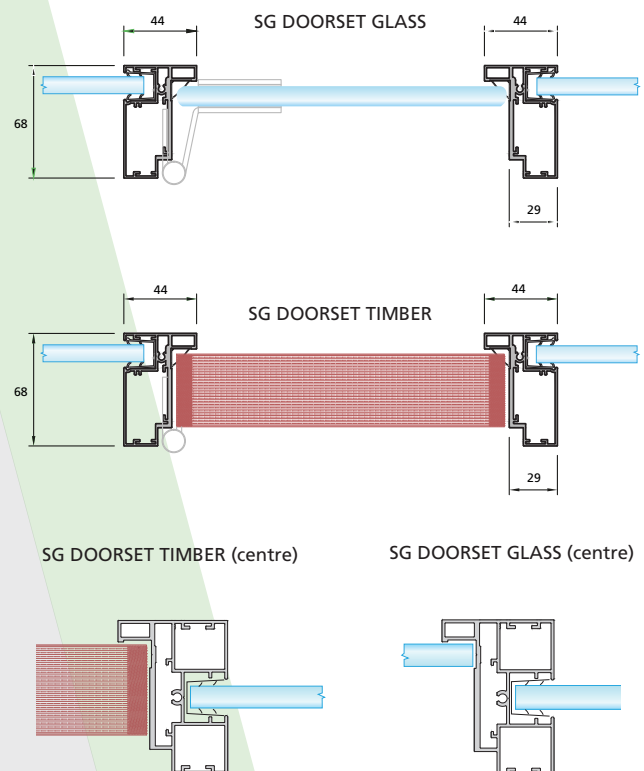
QIC System 25 Single Glazed partitioning can be integrated with solid partitioning and with other QIC systems through the use of optional head components. Deflection head details are designed to accommodate movement in the structural slab when live loads are applied, making them an increasingly vital component in internal partitioning. Aluminium 2 part deflection head assembly for QIC System 25 single glazed system available as below.



QIC System 25 Single Glazed door frames are available as 1. Single offset and 2. Centre glazed, pivoted or hinged to suit frameless glass, timber and double glazed doors. Doorframes are available in standard RAL colours and can be powder coated in any colour.

Eye-catching manifestations can be applied to glass doors to add contrast, definition and interest whilst complying with the requirements of Document M of the Building Regulations.

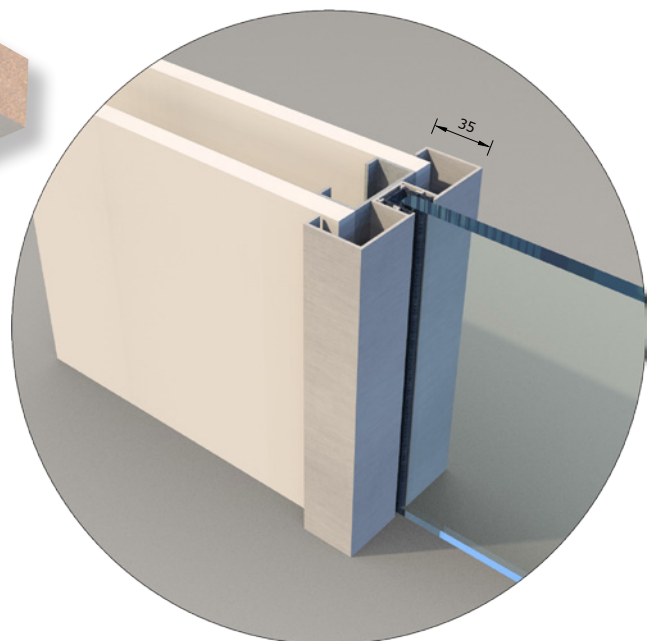
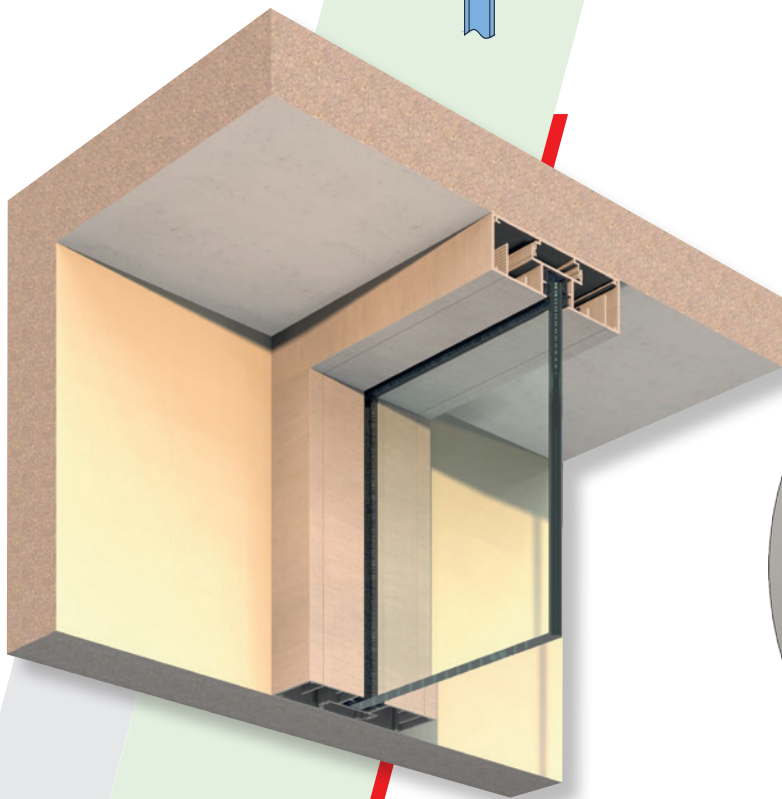

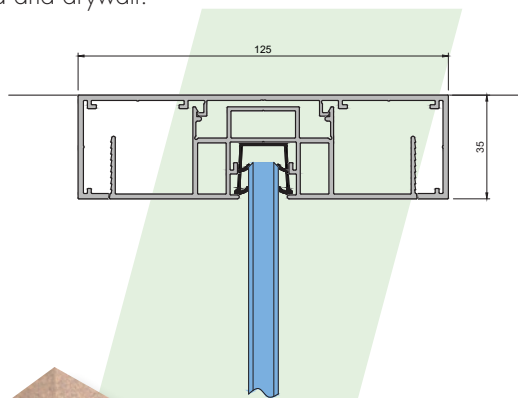
Single Glazed framed and Double glazed doors available from QIC Partitions.



QIC System 25 Single Glazed Drywall Transition - The only solution for a truly integrated frameless glazed and drywall junction.

QIC 75mm and 100mm drywall partitioning systems offer seamless integration between drywall and single frameless glazing. Drywall is constructed using 50mm steel studs and an aluminium head track. Double or single skin 12.5mm plasterboard is installed over the frame with a skim coat applied before decoration.

A range of QIC Partitions transition aluminium sections enable the QIC System 25 system to integrate seamlessly between single glazed and drywall.



QIC System 25 Banded Glazing

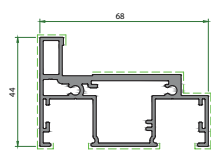
System 25 Banded Glazing is an industrial style glazing which has led commercial and residential market trends over recent years with its contemporary Art Deco feel. This aesthetic is an exciting and vivid way of dividing openplan spaces into beautiful private areas. When balanced with contrasting natural materials, exposed brickwork and biophilic design, our system comes to life.

QIC Partition systems allow designers to be creative with both glazing design and glass. We offer infills for handles on the door leaf, and within the screen and door. This flexibility can be purely decorative, can serve a functional purpose in the case of tech panels for room booking systems and more.

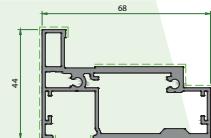


Profile overview

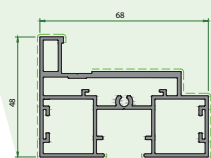
25 PROFILES



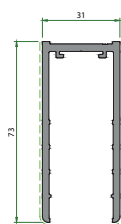
Item: DGDf
Visible Face: 198mm
Periphery: 344mm
Kg/m: 1.27



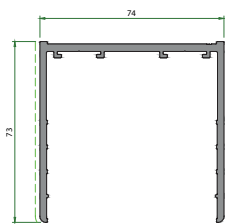
Item: SGDF
Visible Face: 195mm
Periphery: 285mm
Kg/m: 1.23



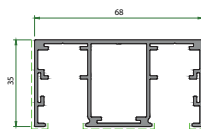
Item: SGDF-CENTRE
Visible Face: 195mm
Periphery: 394mm
Kg/m: 1.41



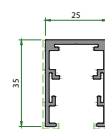
Item: SGDH1
Visible Face: 150mm
Periphery: 362mm
Kg/m: 1.26



Item: DGDH1
Visible Face: 150mm
Periphery: 463mm
Kg/m: 1.64



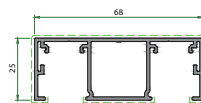
Item: DGH135
Visible Face: 100.5mm
Periphery: 426mm
Kg/m: 1.06



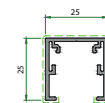
Item: SGH135
Visible Face: 81mm
Periphery: 246mm
Kg/m: 0.53



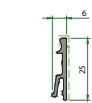
Item: SGCLIP
Visible Face: 27.5mm
Periphery: 70mm
Kg/m: 0.13



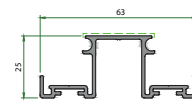
Item: DG03
Visible Face: 96mm
Periphery: 340.5mm
Kg/m: 0.77



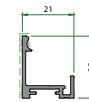
Item: SG03
Visible Face: 85.5mm
Periphery: 191.5mm
Kg/m: 0.36



Item: SG02
Visible Face: 85.5mm
Periphery: 77mm
Kg/m: 0.15

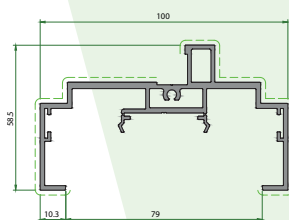


Item: DG01
Visible Face: 28mm
Periphery: 318mm
Kg/m: 0.56

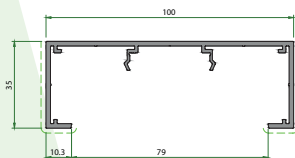


Item: SG01
Visible Face: 40mm
Periphery: 125mm
Kg/m: 0.24

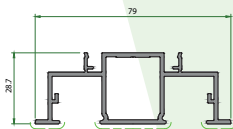
75 PROFILES



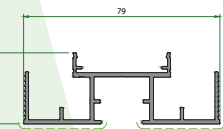
Item: DWRA75/DF
Visible Face: 232mm
Periphery: 544mm
Kg/m: 1.655



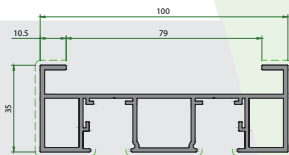
Item: DWRA75/HT
Visible Face: 90mm
Periphery: 445mm
Kg/m: 1.016



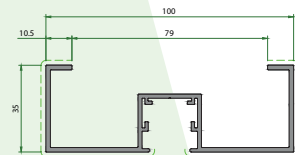
Item: DWRA75/DG/C
Visible Face: 57mm
Periphery: 363mm
Kg/m: 0.968



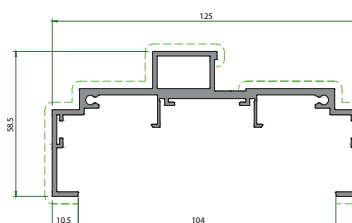
Item: DWRA75/SG/C
Visible Face: 71mm
Periphery: 423mm
Kg/m: 0.85



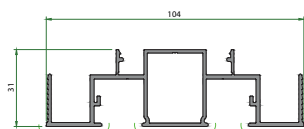
Item: DWRA75/DG
Visible Face: 181mm
Periphery: 474mm
Kg/m: 1.559



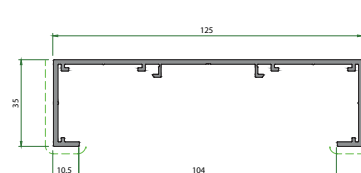
Item: DWRA75/SG
Visible Face: 192mm
Periphery: 501mm
Kg/m: 1.187



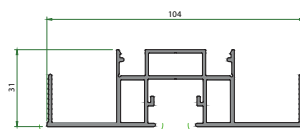
Item: DWRA/DF
Visible Face: 240mm
Periphery: 610mm
Kg/m: 1.933



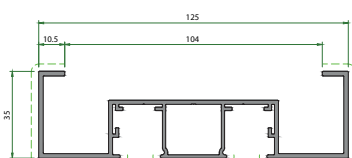
Item: DWRA/DG/C
Visible Face: 64mm
Periphery: 504mm
Kg/m: 1.16



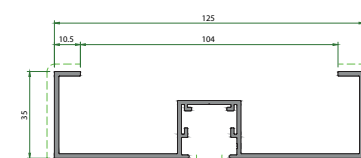
Item: DWRA/HT
Visible Face: 90mm
Periphery: 449mm
Kg/m: 1.05



Item: DWRA/SG/C
Visible Face: 110mm
Periphery: 465mm
Kg/m: 1.23



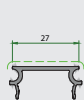
Item: DWRA/DG
Visible Face: 188mm
Periphery: 609mm
Kg/m: 1.51



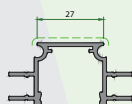
Item: DWRA/SG
Visible Face: 202mm
Periphery: 551mm
Kg/m: 1.27

100 PROFILES

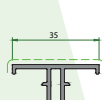
MULLION POST



Item: MP01
Visible Face: 31mm
Periphery: 110mm
Kg/m: 0.203

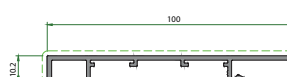


Item: MP02
Visible Face: 31mm
Periphery: 155mm
Kg/m: 0.565



Item: MP03
Visible Face: 43mm
Periphery: 155mm
Kg/m: 0.326

100MM SKIRTING



Item: SB100
Visible Face: 111mm
Periphery: 299mm
Kg/m: 0.676

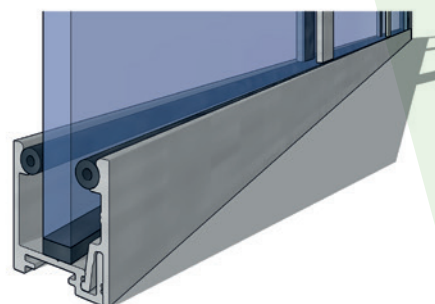
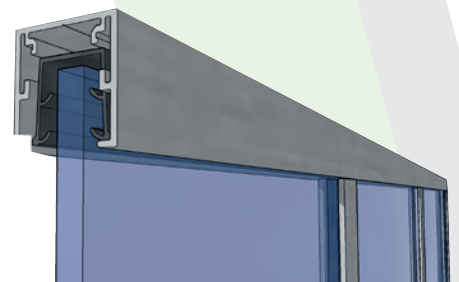
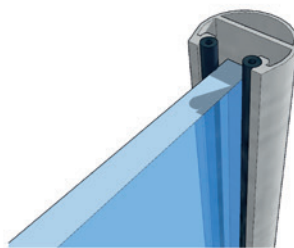


Item: SB100-CLIP
Visible Face: NA
Periphery: 1.655

System 25 - offers multiple design and application details



Single glazing screens with applied banding



Fittings and accessories - a vast range of products can be found in our bespoke Ironmongery Brochure, please contact us for a copy.




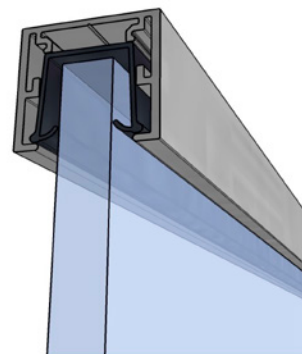
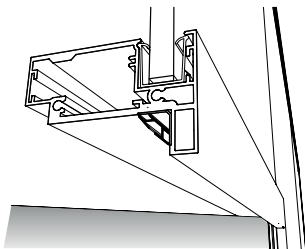
www.qic-ironmongery.co.uk



SALES: +44(0)1280 818950



Single glazed screen with standard height timber door, glass panel over door





QicTrims Ltd - Radclive Road, Gawcott, Bucks, MK18 4BL UK
T: +44(0)1280 818950 F: +44(0)1280 818955 E: sales@qic-trims.com

www.qic-trims.com